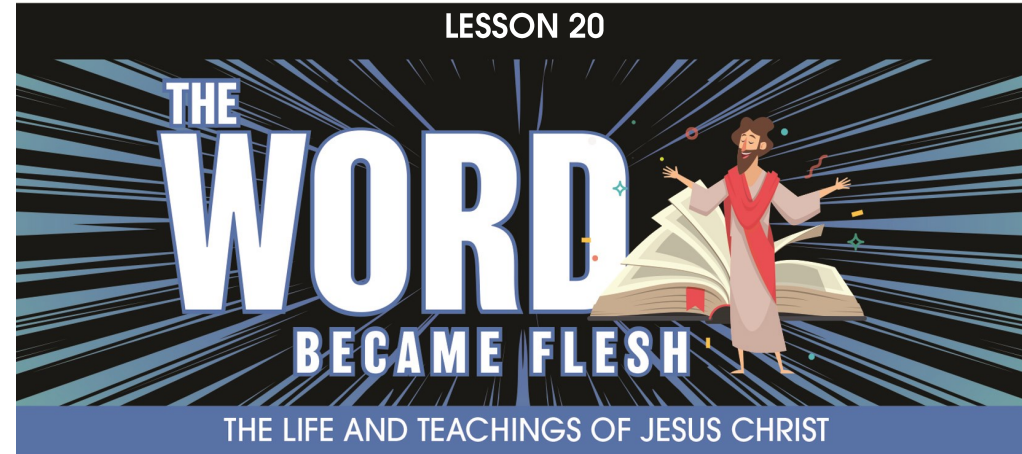


NAME

EARLY CHILDHOOD  
LEVEL 2  
WORK BOOKLET

## Level 2—Parent Notes

- ⇒ **Daily Journal:** Each day read the Scripture and discuss what it means. Then read the poem and have the child answer questions about it from the *Daily Reading Questions*. Include personal ideas and additional questions. Under the daily poem have the child draw a picture related to the content or dictate a sentence about what it means.
- ⇒ **Lesson Rhyme:** Read the *Lesson Rhyme* on the front page, saying the sound of the letter instead of its name. Point to each word as you read it. Discuss the meaning of the rhyme. Review and repeat the rhyme every day using the *Lesson Rhyme Signs*.
- ⇒ **Concluding Lesson:** Complete the activities under *Concluding Lesson* in the booklet.
- ⇒ **Completion:** If the student brings this booklet back to the teacher on Sunday, with each day's work completed and the lesson rhyme memorized, the student will receive acknowledgement of a job well done.
- ⇒ **Way to go, parents!** Your faithfulness in teaching your children the deeds and statutes of the Lord isn't always easy, but it honors God and will have an eternal impact. Keep up the good work! Remember Galatians 6:9, *Let us not become weary in doing good, for at the proper time we will reap a harvest if we do not give up.* NIV



### THIS WEEK'S BIG QUESTION

**How does Jesus want to feed us?**

Jesus wants to satisfy our souls.

### LESSON RHYME

**What is the food we are to eat?**

E—E—Eat

The food we need to live

E—E—Eat

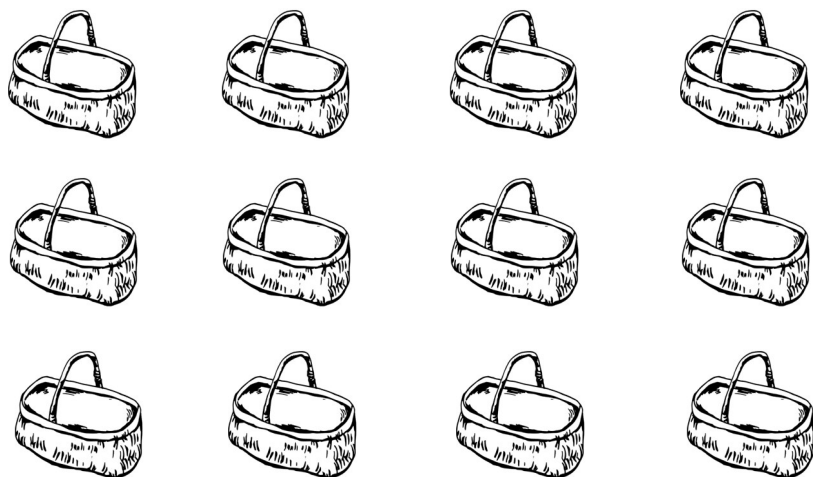
Words Jesus came to give



WWW.ULTIMATEOUTCOMES.ORG

# #20— Feeding the 5,000

Count the baskets of bread that were left over.



## Daily Reading Questions 20

Day 1: Why did the people come to Jesus? What is an event? Why was it an event everywhere Jesus went?

Day 2: What is a remote place? What did Jesus do in that place? Why were the people hungry?

Day 3: Why did the disciples want to send the people away? What did Jesus tell the disciples to do? Why were the disciples confused?

Day 4: Who is Jesus? What does that mean he can do?

Day 5: What did Jesus do with the two fish and five loaves of bread? How many people did he feed?

Day 6: How does God provide food for our bodies? What is the soul? How does Jesus provide food for our souls? What does it mean to eat Christ's words? How often should we do that? Why?

## Concluding Lesson

Review: Why were the people in the remote place hungry? What did Jesus do with the two fish and five loaves of bread? How many people did he feed?

Prayer: Thank Jesus that he provides food for both your body and your soul. Pray that you would be hungry for his Word like you get hungry for food.

Application: Make cookies or bread and share it and a Bible verse with a friend or neighbor who doesn't know Jesus.

Dictation: Have the child dictate what important truth was learned from the lesson. Have the child repeat back the dictation, trace over the letters and draw a picture to go with it.



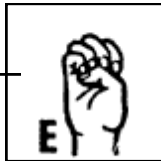

# This week I learned

Handwriting practice lines consisting of solid top and bottom lines with a dashed middle line.



## Lesson Rhyme Signs

E—E	Make sign of "E"
Eat	Move sign of "E" back & forth in front of mouth
The food	Touch fingers of R hand to mouth
we need	Move "N" sign up & down
to live	Wiggle fingers of both hands up in front of body
E—E—Eat	Same as above
Words	L index finger up, Touch w/ R index & thumb
Jesus came	Make sign of Jesus
to give	Extend R hand outward palm up



## DAILY JOURNAL 20— What is the food we are to eat?

### Day 1— Luke 9:10-11

The people came to Jesus;  
he drove out spirits that were bad.  
He healed them of diseases  
and made their hearts feel glad.  
Large crowds followed after him  
everywhere he went.  
Wherever Jesus was,  
it became a big event.

### Day 2—Luke 9:12

One day the people followed him  
to a place that was remote.  
The words of God the Father  
to the people he did quote.  
The people listened to him  
'til it became quite late.  
They had no food to eat;  
they were in a hungry state.

### Day 3—Luke 9:13-14a

To Jesus the disciples said,  
“Send the crowd away.”  
Jesus answered, “Give them food.”  
He wanted them to stay.  
The disciples were confused  
as there was little there to eat.  
Two small fish, five loaves of bread,  
their needs would never meet.

### Day 4—Luke 9:14b-15

Though Jesus performed miracles,  
they still didn't understand  
That all of God's creation  
was under his command.  
So Jesus said the crowd should sit  
in groups of 50 each.  
In feeding the 5,000  
a lesson he would teach.

### Day 5—Luke 9:16-18

He took the loaves and the fish  
and to the Father he gave thanks.  
He broke them into pieces  
to serve among the ranks.  
The disciples gave out food  
so everyone could eat.  
The people all were satisfied;  
the food it was a treat.

### Day 6—John 6:35

God provides us food  
so our bodies they can live.  
But more important still  
are the words he came to give.  
The words of Christ give life  
to each believing soul.  
And eating of them daily  
should really be our goal.