

Child's Name: _____

Genesis 2:4-20

⁴ This is the account of the heavens and the earth when they were created.

When the LORD God made the earth and the heavens—⁵ and no shrub of the field had yet appeared on the earth and no plant of the field had yet sprung up, for the LORD God had not sent rain on the earth and there was no man to work the ground,⁶ but streams came up from the earth and watered the whole surface of the ground—⁷ the LORD God formed the man from the dust of the ground and breathed into his nostrils the breath of life, and the man became a living being.

⁸ Now the LORD God had planted a garden in the east, in Eden; and there he put the man he had formed.⁹ And the LORD God made all kinds of trees grow out of the ground—trees that were pleasing to the eye and good for food. In the middle of the garden were the tree of life and the tree of the knowledge of good and evil.

¹⁰ A river watering the garden flowed from Eden; from there it was separated into four headwaters.¹¹ The name of the first is the Pishon; it winds through the entire land of Havilah, where there is gold.¹² (The gold of that land is good; aromatic resin and onyx are also there.)¹³ The name of the second river is the Gihon; it winds through the entire land of Cush.¹⁴ The name of the third river is the Tigris; it runs along the east side of Asshur. And the fourth river is the Euphrates.

¹⁵ The LORD God took the man and put him in the Garden of Eden to work it and take care of it.¹⁶ And the LORD God commanded the man, "You are free to eat from any tree in the garden;¹⁷ but you must not eat from the tree of the knowledge of good and evil, for when you eat of it you will surely die."

¹⁸ The LORD God said, "It is not good for the man to be alone. I will make a helper suitable for him."

¹⁹ Now the LORD God had formed out of the ground all the beasts of the field and all the birds of the air. He brought them to the man to see what he would name them; and whatever the man called each living creature, that was its name.²⁰ So the man gave names to all the livestock, the birds of the air and all the beasts of the field.

LESSON 22



CREATION AND THE BEGINNING OF HUMAN HISTORY

THIS WEEK'S BIG QUESTION

What happens when God is our shepherd?

LESSON RHYME

G—G—Garden
A perfect place to live
G—G—Garden
All things God did give




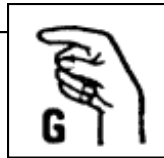
Level 2—Parent Notes:

- **Daily Reading:** Read the entire booklet to the child. Go back to the appropriate day, reread the content and have the child answer questions about it from the **Daily Reading Questions** at the back of the booklet. Include personal ideas and additional questions. Read and discuss the daily Bible verse if appropriate for the child. Have the child draw a picture related to the content.
- **Lesson Rhyme:** Read the **Lesson Rhyme** on the next page, saying the sound of the letter instead of its name. Point to each word as you read it. Discuss the meaning of the rhyme. Have the child trace the letter with a finger and say its sound. Practice with the child the signs that go along with the **Lesson Rhyme** (included below). Review and repeat the rhyme every day.
- **Concluding Lesson:** Complete the activities under **Concluding Lesson** at the back of the book.
- **Completion:** If the student brings this booklet back to the teacher on Sunday, with each day's work completed and the lesson rhyme memorized, the student will receive acknowledgement of a job well done.
- **Way to go, parents!** Your faithfulness in teaching your children the deed and statutes of the Lord isn't always easy, but it honors God and will have an eternal impact. Keep up the good work! Remember Galatians 6:9, *Let us not become weary in doing good, for at the proper time we will reap a harvest if we do not give up.*

This week I learned

Lesson Rhyme Signs

G—G	Make sign of "G"
Garden	L hand palm down, R hand horizontal circle over left
A perfect place to live	Touch index fingers together in "G" sign & move hands in horizontal circle in front
G—G—Garden	Make "L" with both hands & move up chest
All things God did give	Same as above
	Arms up in air
	Extend hands palms up out front



Daily Reading Questions

Day 1: How did God create Adam? Why did God create Adam? What did God do for Adam when he created him?

Day 2: What was the garden where Adam lived like?

Day 3: What did God do with Adam in the garden? What was Adam to do to be able stay in the garden? What did Adam do to the animals?

Day 4: Who did God make to be Adam's wife? What would cause Adam and Eve to be happy? What was good about Adam and Eve becoming a family?

Day 5: What was the one thing God told Adam and Eve not to do? Why were they not to do that?

Day 6: What were Adam and Eve free to do in the garden? What would happen if they obeyed God?

Concluding Lesson

Review: How did God create Adam? Why did God create Adam? Who did God make to be Adam's wife? What were Adam and Eve free to do in the garden? What was the one thing God told Adam and Eve not to do? Why were they not to do that?

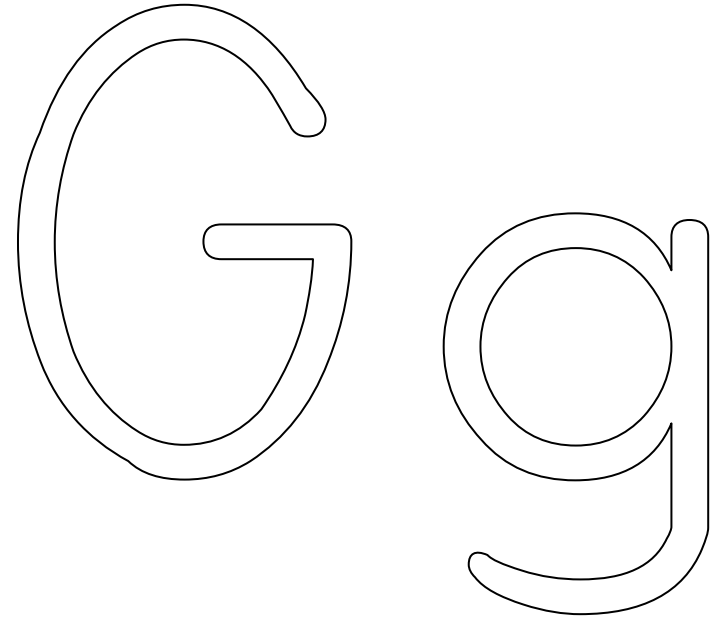
Prayer: Thank God for creating man and giving him a good place to live. Thank God that he created you and watches over you. Pray that you would want to obey God in all things.

Application: Discuss what made the Garden of Eden such a good place to live.

Dictation: Have the child dictate what important truth was learned from the lesson. Have the child repeat back the dictation, trace over the letters and draw a picture to go with it.

#22

What was the Garden of Eden like?



G—G—Garden

A perfect place to live

G—G—Garden

All things God did give

Day 1

Draw a picture of Adam.

When God created earth
he made a place for man to live.
All the things man needed,
God to him did gladly give.
Adam was created
from material that's in dust,
To reflect God's image
and in God put his trust.

Day 6

Draw a picture of Adam and Eve in the garden.

From every other tree
they were free to eat.
And really all that fruit
in the garden was a treat.
And if God they did obey,
they would prosper and increase,
Eating from the tree of life
and living in God's peace.

Genesis 2:8: ⁸ Now the LORD God had planted a garden in the east, in Eden; and there he put the man he had formed.

Genesis 2:16: And the LORD God commanded the man, "You are free to eat from any tree in the garden;

Day 5

Draw a picture of the tree of good and evil.

There was only one thing,
God told them not to do.
Fruit from the tree of good and evil,
they couldn't pick and chew.
God is the source of knowledge
of what is wrong and what is right.
So of the fruit from that tree
they were not to take a bite.

Day 2

Draw a picture of Adam in the Garden.

The garden where man lived
was a perfect place of peace.
Man was to live forever,
meaning life would never cease.
Everything was pleasing
and the food was good to eat.
As a place to live in,
it could not be beat.

Genesis 2:17: ¹⁷ but you must not eat from the tree of the knowledge of good and evil, for when you eat of it you will surely die."

Genesis 2:9: ⁹ And the LORD God made all kinds of trees grow out of the ground—trees that were pleasing to the eye and good for food. In the middle of the garden were the tree of life and the tree of the knowledge of good and evil.

Day 3

Draw a picture of Adam naming the animals.

God was there with Adam;
he talked to him each day.
To stay within that garden,
God Adam must obey.
To each animal in the garden,
Adam gave a name.
At that time wild animals,
really were quite tame.

Day 4

Draw a picture of Adam and Eve.

Out of Adam God made Eve
to be Adam's loving wife.
God said that if they did what's right,
they'd have a happy life.
They were to love each other,
and in marriage to be one.
And together form a family
from which all other families come.

Genesis 2:15: ¹⁵ The LORD God took the man and put him in the Garden of Eden to work it and take care of it.

Genesis 2:18: ¹⁸ The LORD God said, "It is not good for the man to be alone. I will make a helper suitable for him."