

Child's Name: _____

Lesson Passage—Genesis 1:20-23

20 And God said, "Let the water teem with living creatures, and let birds fly above the earth across the expanse of the sky." 21 So God created the great creatures of the sea and every living and moving thing with which the water teems, according to their kinds, and every winged bird according to its kind. And God saw that it was good. 22 God blessed them and said, "Be fruitful and increase in number and fill the water in the seas, and let the birds increase on the earth." 23 And there was evening, and there was morning—the fifth day.

Through God's word we discover what is right and true.
Then we live it out in all we say and do.



LESSON 13



CREATION AND THE BEGINNING OF HUMAN HISTORY

THIS WEEK'S BIG QUESTION

What can we learn from the birds?

LESSON RHYME

B—B—Birds

Lay eggs inside a nest

B—B—Birds



Fly north, south, east, and west

Level 2—Parent Notes:

- **Daily Reading:** Read the entire booklet to the child. Go back to the appropriate day, reread the content and have the child answer questions about it from the **Daily Reading Questions** at the back of the booklet. Include personal ideas and additional questions. Read and discuss the daily Bible verse if appropriate for the child. Have the child draw a picture related to the content.
- **Lesson Rhyme:** Read the **Lesson Rhyme** on the next page, saying the sound of the letter instead of its name. Point to each word as you read it. Discuss the meaning of the rhyme. Have the child trace the letter with a finger and say its sound. Practice with the child the signs that go along with the **Lesson Rhyme** (included below). Review and repeat the rhyme every day.
- **Concluding Lesson:** Complete the activities under **Concluding Lesson** at the back of the book.
- **Completion:** If the student brings this booklet back to the teacher on Sunday, with each day's work completed and the lesson rhyme memorized, the student will receive acknowledgement of a job well done.
- **Way to go, parents!** Your faithfulness in teaching your children the deed and statutes of the Lord isn't always easy, but it honors God and will have an eternal impact. Keep up the good work! Remember Galatians 6:9, *Let us not become weary in doing good, for at the proper time we will reap a harvest if we do not give up.*

This week I learned

Lesson Rhyme Signs

B—B	Make sign of "B"	
Birds	Arms bent at elbows, Flap hands	
Lay eggs inside a nest	Make "E" with right hand Put "E" inside cupped left hand	
B—B—Birds	Same as above	
Fly north, south, east, and west	Make sign for birds again and move in different directions	

Daily Reading Questions

Day 1: What are birds?

Day 2: What do baby birds hatch from? How do baby birds eat? How do they learn to fly?

Day 3: What do feathers do for a bird? What are differences between feathers?

Day 4: Why are there different types of bird beaks? What do birds use their beaks for?

Day 5: Why are there different types of bird feet? What are some of the types of bird feet?

Day 6: What have people learned from studying birds? Why should we study God's creation? What can we learn from studying God's creation?

Concluding Lesson

Review: What are birds? What do feathers do for a bird? Why are there different types of bird beaks? Why are there different types of bird feet? What have men learned from studying birds?


Prayer: Thank God for creating all the different types of birds. Thank God that his creation is wonderful. Pray that you would understand more fully who God is and all that amazing things he has done.

Application: Take a walk through your neighborhood and keep track of all the different kind of birds you can see or examine and describe the design of a bird feather.

Dictation: Have the child dictate what important truth was learned from the lesson. Have the child repeat back the dictation, trace over the letters and draw a picture to go with it.

#13

What are birds like?



B—B—Birds

Lay eggs inside a nest

B—B—Birds

Fly north, south, east, and west

Day 1

Draw a picture of birds flying.

Birds are animals with wings
that enable them to fly.
You can see them soaring
way up in the sky.
When God designed the birds,
he said that they were good.
Flying north, south, east and west,
in the way they should.

Day 6

Draw a picture of an airplane.

From studying how birds fly,
men learned principles of flight,
Enabling them to de-sign planes
and make them fly just right.
God's the great designer.
His creation's very good.
We need to learn from him
and praise him as we should.

Genesis 1:20-21: ²⁰ And God said, "Let the water teem with living creatures, and let birds fly above the earth across the expanse of the sky." ²¹ So God created the great creatures of the sea and every living and moving thing with which the water teems, according to their kinds, and every winged bird according to its kind. And God saw that it was good.

Job 39:26-27: ²⁶ "Does the hawk take flight by your wisdom and spread his wings toward the south? ²⁷ Does the eagle soar at your command and build his nest on high?"

Day 5 Draw a picture of birds with different feet.

Depending on their purpose,
feet are different too.
Because for different uses
God designed them each to do.
Webbed feet work well in water,
and in the mud don't stick.
Birds with talons capture prey
and with their feet are quick.
While others perch in branches
without a single care,
Some can hop upon their feet
to get from here to there.

Day 2 Draw a picture of baby birds in a nest.

Bird babies hatch from eggs
laid inside a nest.
At first they cannot fly,
but can only eat and rest.
Their parents bring them food
until their wings grow strong.
Then they're pushed out of the nest,
so they will fly along.

Jeremiah 8:7: ⁷ Even the stork in the sky knows her appointed seasons, and the dove, the swift and the thrush observe the time of their migration. But my people do not know the requirements of the LORD.

Psalms 84:3-4: ³ Even the sparrow has found a home, and the swallow a nest for herself, where she may have her young— a place near your altar, O LORD Almighty, my King and my God. ⁴ Blessed are those who dwell in your house; they are ever praising you.

Day 3

Draw a picture of bird that doesn't fly.

Every bird has feathers
designed to help them fly.
They also keep their bodies warm
and in wet weather dry.
Feathers are of different types,
different colors too.
Some are soft, others strong,
depending what they do.
Flapping wings and flying
seems like lots of fun.
But there are birds stuck on the ground
that can only run.

Day 4

Draw a picture of different birds and beaks.

Every bird has a beak,
which come in different shapes.
Some are used for drilling holes,
some to munch on grapes.
Still others use their beaks to dig
down into the sand.
Others snap up fish,
and don't even have to land.

Job 39:13: ¹³ "The wings of the ostrich flap joyfully, but they cannot compare with the pinions and feathers of the stork.

Job 38:41: ⁴¹ Who provides food for the raven when its young cry out to God and wander about for lack of food?